

Latitude, Longitude, Essentials, Lab & Balance

STANDARD COLORS

Thermofoil Laminate (TFL), Rigid Thermofoil (RTF),
High Pressure Laminate (HPL), Edgebands



Auburn (AUB)




Stratis Walnut
(WNT)




Cider (CDR)




Siera (SRA)




Norway (NWX)



Ganache (GAN)



Sable (SAB)




Cocoa Pecan
(CCP)




Pewter Pine
(PWP)




Aria (ARA)




Black (BLK)



London Grey
(LGY)



Icicle (ICE)



Folkstone Grey
(FGY)

Latitude

- Wall mounted
- No pulls/handles required
- 1mm PVC edges on cases
- RTF door and drawer fronts with push to open hardware
- Standard counters are Designer White solid surface with optional upgraded finishes*

Longitude

- Wall mounted
- Has pulls/handles
- 1mm PVC edges on cases
- TFL door and drawer fronts with standard hardware
- HPL, RTF and solid surface counters

Essentials

- Floor mounted
- Has pulls/handles
- 1mm PVC edges on cases
- TFL door and drawer fronts with standard hardware and 3mm edges (2mm for contouring)
- HPL, RTF and solid surface counters

Lab

- Floor mounted or Mobile
- Endless options and customization
- Top surface/counter finishes include: HPL, solid surface, Bactericidal/Marmoleum, Chemical Resistant Laminate, Phenolic Resin/Trespa, and Epoxy Resin
- Metal casework option

Balance

- Floor mounted
- Has pulls
- 3mm edges on HPL Top Surface, doors, and drawers (2mm for contouring, RTF is available at an upcharge)
- 2mm edges on TFL beds (RTF is available at an upcharge)
- All exposed hardware is tamper proof

Designer White
Solid Surface

*Wilsonart finishes for High Pressure Laminate Countertops - <https://www.wilsonart.com/>
(Essentials, Latitude, Longitude, and Lab)

*More finishes available based on project size at Prism Acuro - <https://www.arauco.cl/na/marcas/prism/>